

Style	T704 WX3 Bib & Brace	Product Type	Bib & Brace
Range	Workwear	Collection	WX3






Dimensions

Description	Image	XXS	XS	S	M	L	XL	XXL	3XL	4XL	5XL	6XL	7XL	8XL	9XL
Waist - relaxed		28.00	32.00	38.00	42.00	46.00	52.00	56.00	60.00	64.00	70.00	76.00	82.00	88.00	94.00
Waist - extended		32.00	36.00	42.00	46.00	50.00	56.00	60.00	64.00	68.00	74.00	80.00	86.00	92.00	98.00
Seat		42.00	46.00	52.00	56.00	60.00	66.00	70.00	74.00	78.00	84.00	90.00	96.00	102.00	108.00
Inner Leg Length - Short		74.00	74.00	74.00	74.00	74.00	74.00	74.00	74.00	74.00	74.00	74.00	74.00	74.00	74.00

Displaying 1 - 4 of 9 results

Units: CM Grade Rules Display: Absolute

Dimensions

Description	Image	XXS	XS	S	M	L	XL	XXL	3XL	4XL	5XL	6XL	7XL	8XL	9XL
Inner Leg Length - Regular		79.00	79.00	79.00	79.00	79.00	79.00	79.00	79.00	79.00	79.00	79.00	79.00	79.00	79.00
Inner Leg Length - Tall		84.00	84.00	84.00	84.00	84.00	84.00	84.00	84.00	84.00	84.00	84.00	84.00	84.00	84.00
Inner Leg Length - X-Tall		92.00	92.00	92.00	92.00	92.00	92.00	92.00	92.00	92.00	92.00	92.00	92.00	92.00	92.00
Front Rise - Regular		20.00	21.00	22.00	23.00	24.00	25.00	26.00	27.00	28.00	29.00	30.00	31.00	32.00	33.00
Back Rise - Regular		26.00	27.00	28.00	29.00	30.00	31.00	32.00	33.00	34.00	35.00	36.00	37.00	38.00	39.00

Displaying 5 - 9 of 9 results

Units: CM Grade Rules Display: Absolute